

Format of holding of specified securities


1. Name of Listed Entity: DUROPLY INDUSTRIES LTD (CIN:L20211WB1957PLC023493)
2. Scrip Code 516003 Name of Scrip -,- Class of Security Equity
3. Share Holding Pattern Filed under : Reg. 31(1)(a)/Reg. 31(1)(b)/Reg. 31(1)(c)
 - a. If under 31 (1)(b) then indicate the report for Quarter ending: 31/03/2022
 - b. If under 31(1)(c) then indicate date of allotment/extinguishment

4. **Declaration** : The Listed entity is required to submit the following declaration to the extent of submission of information:-

	Particulars	Yes*	No*
1	Whether the Listed Entity has issued any partly paid up shares?		No
2	Whether the Listed Entity has issued any Convertible Securities or Warrants?		No
3	Whether the Listed Entity has any shares against which depository receipts are issued?		No
4	Whether the Listed Entity has any shares in Locked-in?		No
5	Whether any shares held by promoters are pledge or otherwise encumbered?	Yes	

* If the Listed Entity selects the option 'No' for the questions above, the column for the partly paid up shares, Outstanding Convertible Securities/Warrants, depository receipts, locked-in shares, No of shares pledged or otherwise encumbered by promoters, as applicable, shall not be displayed at the time of dissemination on the Stock Exchange website. Also wherever there is 'No' declared by Listed Entity in above table the values will be considered as 'Zero' by default on submission of the format of holding of specified securities.

5. The tabular format for disclosure of holding of specified securities is as follows:-



Category (I)	Category of shareholder (II)	Nos. of shareholders (III)	No. of fully paid up equity shares held (IV)	No. of Partly paid-up equity shares held (V)	No. of shares underlying Depository Receipts (VI)	Total nos. shares held (VII)=(IV)+(V)+(VI)	Shareholding as a % of total no. of shares (calculated as per SCRR, 1957) (VIII) As a % of (A+B+C2)	Number of Voting Rights held in each class of securities (IX)				No of shares Underlying outstanding convertible securities (including Warrants) (X)	Shareholding as a % assuming full conversion of convertible securities (as a percentage of diluted share capital) (XI)=(VII)+(X) As a % of (A+B+C2)	Number of Locked in shares (XII)		Number of shares pledged or otherwise encumbered (XIII)		Number of equity shares held in dematerialized form (XIV)
								No of Voting Rights			Total as a % of (A+B+C)			No. (a)	As a % of total shares held (b)	No. (a)	As a % of total shares held (b)	
								Class eg:x	Class eg:y	Total								
(A)	Promoter & Promoter group	16	4076308	0	0	4076308	63.0935	4076308	0	4076308	63.0935	0	63.0935	0	0.0000	365668	8.9706	4076308
(B)	Public	6467	2384434	0	0	2384434	36.9065	2384434	0	2384434	36.9065	0	36.9065	0	0.0000	NA		1970746
(C)	Non Promoter - Non Public															NA		
(C1)	Shares underlying DRs						NA									NA		
(C2)	Shares held by Employee Trusts															NA		
	Total	6483	6460742	0	0	6460742	100.0000	6460742	0	6460742	100.0000	0	100.0000	0		365668	5.6598	6047054



(1)	Category & Name of the Shareholders (I)	Entity type i.e. promoter OR promoter group entity (except promoter)	PAN (II)	Nos. of shareholders (III)	No. of fully paid up equity shares held (IV)	Partly paid-up equity shares held (V)	Nos. of shares underlying Depository Receipts (VI)	Total nos. shares held (VII)=(IV)+(V)+(VI)	Shareholding % calculated as per SCRR, 1957 As a % of (A+B+C2) (VIII)	Number of Voting Rights held in each class of securities (IX)			No of shares Underlying outstanding convertible securities (as a percentage of diluted share capital) (X)	Shareholding as a % assuming full conversion of convertible securities (as a percentage of diluted share capital) (XI)=(VII)+(X) As a % of A+B+C2	Number of Locked in shares (XII)		Number of shares pledged or otherwise encumbered (XIII)		Number of equity shares held in dematerialized form (XIV)
										No of Voting Rights					No. (a)	As a % of total shares held (b)	No. (a)	As a % of total shares held (b)	
										Class x	Class y	Total							
(a)	Indian			11	2389281	0	0	2389281	36.9815	2389281	0	2389281	36.9815	0	0.0000	365668	15.3045	2389281	
	Individuals/Hindu undivided Family																		
	ARCHANA CHITLANGIA	Promoter Group	AADPC5926E	1	602479	0	0	602479	9.3252	602479	0	602479	9.3252	0	0.0000	0	0.0000	602479	
	SUDEEP CHITLANGIA	Promoter	ACIPC6093M	1	365668	0	0	365668	5.6598	365668	0	365668	5.6598	0	0.0000	365668	100.0000	365668	
	SHEELA CHITLANGIA	Promoter Group	ACOPC8723G	1	271650	0	0	271650	4.2046	271650	0	271650	4.2046	0	0.0000	0	0.0000	271650	
	NIKHILESH CHITLANGIA	Promoter Group	AGZPC5164E	1	210314	0	0	210314	3.2553	210314	0	210314	3.2553	0	0.0000	0	0.0000	210314	
	SUNITA CHITLANGIA	Promoter Group	ACTPC0400F	1	181921	0	0	181921	2.8158	181921	0	181921	2.8158	0	0.0000	0	0.0000	181921	
	ABHISHEK CHITLANGIA	Promoter Group	AGZPC5166G	1	176428	0	0	176428	2.7308	176428	0	176428	2.7308	0	0.0000	0	0.0000	176428	
	AKHILESH CHITLANGIA	Promoter Group	AGXPC2517P	1	169628	0	0	169628	2.6255	169628	0	169628	2.6255	0	0.0000	0	0.0000	169628	
	SHREYA KANORIA	Promoter Group	AGZPC5165F	1	164628	0	0	164628	2.5481	164628	0	164628	2.5481	0	0.0000	0	0.0000	164628	
	SUDEEP CHITLANGIA	Promoter Group	AAFHS3568G	1	90786	0	0	90786	1.4052	90786	0	90786	1.4052	0	0.0000	0	0.0000	90786	
	PURUSHOTTAMDAS CHITLANGIA HUF	Promoter Group	AADHP0334B	1	90175	0	0	90175	1.3957	90175	0	90175	1.3957	0	0.0000	0	0.0000	90175	
	JAIDEEP CHITLANGIA HUF	Promoter Group	AABHJ5862L	1	65604	0	0	65604	1.0154	65604	0	65604	1.0154	0	0.0000	0	0.0000	65604	
	JAYDEEP CHITLANGIA	Promoter	AEMPC6597A	0	0	0	0	0	0.0000	0	0	0	0.0000	0	0.0000	0	0.0000	0	
(b)	Central Government/State Government(s)													0	0.0000	0	0.0000	0	
(c)	Financial institutions/Banks													0	0.0000	0	0.0000	0	
(d)	Any Other (specify)													0	0.0000	0	0.0000	0	
	Bodies Corporate			5	1687027	0	0	1687027	26.1120	1687027	0	1687027	26.1120	0	0.0000	0	0.0000	1687027	
	AASHRAY ENTERPRISES PVT LTD	Promoter Group	AACCA0764E	1	723657	0	0	723657	11.2008	723657	0	723657	11.2008	0	0.0000	0	0.0000	723657	
	POUSHALI SALES PRIVATE LIMITED	Promoter Group	AABCP8286B	1	594228	0	0	594228	9.1975	594228	0	594228	9.1975	0	0.0000	0	0.0000	594228	
	ABHINANDAN FINTEX PRIVATE LIMITED	Promoter Group	AACCA5395H	1	275000	0	0	275000	4.2565	275000	0	275000	4.2565	0	0.0000	0	0.0000	275000	
	CHITLANGIA MEDICAL SOCIETY CHITPERI FARM PRIVATE LIMITED	Promoter Group	AAATC4505E	1	72200	0	0	72200	1.1175	72200	0	72200	1.1175	0	0.0000	0	0.0000	72200	
	MADHYA BHARAT PAPERS LTD	Promoter Group	AADCM6254E	0	0	0	0	0	0.0000	0	0	0	0.0000	0	0.0000	0	0.0000	0	
	Sub Total			16	4076308	0	0	4076308	63.0935	4076308	0	4076308	63.0935	0	0.0000	365668	8.9706	4076308	
(2)	Foreign Individuals (Non-Resident Individuals/Foreign Individuals)													0	0.0000	0	0.0000	0	
(b)	Government													0	0.0000	0	0.0000	0	
(c)	Institutions													0	0.0000	0	0.0000	0	
(d)	Foreign Portfolio Investor													0	0.0000	0	0.0000	0	
(e)	Any Other (specify)													0	0.0000	0	0.0000	0	
	Sub Total			0	0	0	0	0	0.0000	0	0	0	0.0000	0	0.0000	0	0.0000	0	
	Total Shareholding of Promoter and Promoter Group (A)=(A)(1)+(A)(2)			18	4076308	0	0	4076308	63.0935	4076308	0	4076308	63.0935	0	0.0000	365668	8.9706	4076308	




Table III - Statement Showing shareholding pattern of the Public shareholder as on 31/03/2022

Category & Name of the Shareholders (I)	PAN (II)	Nos. of shareholders (III)	No. of fully paid up equity shares held (IV)	Partly paid up equity shares held (V)	Nos. of shares underlying Depository Receipts (VI)	Total nos. shares held (VII)=(IV)+(V)+(VI)	Shareholding % calculated as per SCRR, 1957) As a % of (A+B+C2) (VIII)	Number of Voting Rights held in each class of securities (IX)			No of shares Underlying outstanding convertible securities (as a percentage of diluted share capital) (X)	Shareholding as a % assuming full conversion of convertible securities (as a percentage of diluted share capital) (XI)=(VII)+(X) As a % of A+B+C2)	Number of Locked in shares (XII)		Number of shares pledged or otherwise encumbered (XIII)		Number of equity shares held in dematerialized form (XIV)	
								No of Voting Rights					Total as a % of Total Voting rights	No. (a)	As a % of total shares held (b)	No. (Not applicable) (a)		As a % of total shares held (Not applicable) (b)
								Class x	Class y	Total								
(1) Institutions																		
(a) Mutual Funds / UTI		2	8600	0	0	8600	0.1331	8600	0	8600	0.1331	0	0.1331	0	0.0000	NA		0
(b) Venture Capital Funds																		
(c) Alternate Investment Funds																		
(d) Foreign Venture Capital Investors																		
(e) Foreign Portfolio Investors																		
(f) Financial Institutions / Banks		7	2200	0	0	2200	0.0341	2200	0	2200	0.0341	0	0.0341	0	0.0000	NA		200
(g) Insurance Companies																		
(h) Provident Funds / Pension Funds																		
(i) Any Other (specify)																		
Sub Total		9	10800	0	0	10800	0.1672	10800	0	10800	0.1672	0	0.1672	0	0.0000	NA		200
(2) Central Government / State Government(s) / President of India																		
(3) Non-Institutions																		
(a) Individuals-																		
i. Individual shareholders holding nominal share capital upto Rs.2 lakhs		6273	1168379	0	0	1168379	18.0843	1168379	0	1168379	18.0843	0	18.0843	0	0.0000	NA		769491
ii. Individual shareholders holding nominal share capital in excess of Rs.2 lakhs		7	621831	0	0	621831	9.6248	621831	0	621831	9.6248	0	9.6248	0	0.0000	NA		621831
PORINJU VELIYATH	AADPP6420G	1	200533	0	0	200533	3.1039	200533	0	200533	3.1039	0	3.1039	0	0.0000	NA		200533
LITTY THOMAS	ADNPT8570C	1	155000	0	0	155000	2.3991	155000	0	155000	2.3991	0	2.3991	0	0.0000	NA		155000
VARSHA CHUGH	AEMPC7494J	1	72582	0	0	72582	1.1234	72582	0	72582	1.1234	0	1.1234	0	0.0000	NA		72582
MAHENDRA GIRDHARILAL	AAAPW1327L	1	66872	0	0	66872	1.0351	66872	0	66872	1.0351	0	1.0351	0	0.0000	NA		66872
(b) NBFCs registered with RBI																		
(c) Employee Trusts																		
(d) Overseas Depositories (holding DRs) (balancing figure)																		
(e) Any Other (specify)																		
Bodies Corporate		53	507107	0	0	507107	7.8491	507107	0	507107	7.8491	0	7.8491	0	0.0000	NA		502907



Category & Name of the Shareholders (I)	PAN (II)	Nos. of shareholders (III)	No. of fully paid up equity shares held (IV)	Partly paid up equity shares held (V)	Nos. of shares underlying Depository Receipts (VI)	Total nos. shares held (VII)=(IV)+(V)+(VI)	Shareholding % calculated as per SCRR, 1957) As a % of (A+B+C2) (VIII)	Number of Voting Rights held in each class of securities (IX)			No of shares Underlying outstanding convertible securities (as a percentage of diluted share capital) (X)	Shareholding as a % assuming full conversion of convertible securities (as a percentage of diluted share capital) (XI)=(VII)+(X) As a % of A+B+C2)	Number of Locked in shares (XII)		Number of shares pledged or otherwise encumbered (XIII)		Number of equity shares held in dematerialized form (XIV)	
								No of Voting Rights					Total as a % of Total Voting rights	No. (a)	As a % of total shares held (b)	No. (Not applicable) (a)		As a % of total shares held (Not applicable) (b)
								Class x	Class y	Total								
CUCKOO FISCAL SERVICES LTD	AABCC2652C	1	260000	0	0	260000	4.0243	260000	0	260000	4.0243	0	4.0243	0	0.0000	NA		260000
STEEL TRADE ENTERPRISES PRIVATE LIMITED	AANCS5752M	1	103060	0	0	103060	1.5952	103060	0	103060	1.5952	0	1.5952	0	0.0000	NA		103060
Resident Individual (HUF)		68	36438	0	0	36438	0.5640	36438	0	36438	0.5640	0	0.5640	0	0.0000	NA		36438
Clearing Member		8	18798	0	0	18798	0.2910	18798	0	18798	0.2910	0	0.2910	0	0.0000	NA		18798
Non Resident Individual		49	21081	0	0	21081	0.3263	21081	0	21081	0.3263	0	0.3263	0	0.0000	NA		21081
Sub Total		6458	2373634	0	0	2373634	36.7393	2373634	0	2373634	36.7393	0	36.7393	0	0.0000	NA		1970546
Total Public Shareholding (B)=(B)(1)+(B)(2)+(B)(3)		6467	2384434	0	0	2384434	36.9065	2384434	0	2384434	36.9065	0	36.9065	0	0.0000	NA		1970746




Table Iv - Statement Showing shareholding pattern of the Non Promoter - Non Public shareholder as on 31/03/2022

	Category & Name of the Shareholders (I)	PAN (II)	No of shareholders (III)	No. of fully paid up equity shares held (IV)	Partly paid-up equity shares held (V)	Nos. of shares underlying Depository Receipts (VI)	Total nos. shares held (VII)=(IV) + (V)+(VI)	Shareholding % calculated as per SCRR, 1957) As a % of (A+B+C2) (VIII)	Number of Voting Rights held in each class of securities (IX)			No of shares Underlying outstanding convertible securities (including Warrants) (X)	Total Shareholding as a % assuming full conversion of convertible securities (as a percentage of diluted share capital) (XI)=(VII)+(X) As a % of A+B+C2)	Number of Locked in shares (XII)		Number of shares pledged or otherwise encumbered (XIII)		Number of equity shares held in dematerialized form (XIV)	
									No of Voting Rights					As a % of total shares held (a)	As a % of total shares held (b)	No. (Not applicable) (a)	As a % of total shares held (b)		
									Class x	Class y	Total								
(1)	Custodian / DR Holder																		
(2)	Employee Benefit Trust (under SEBI (Share based Employee Benefit) Regulations, 2014)																		
	Total Non Promoter - Non Public Shareholding (C)=(C)(1)+(C)(2)		0	0	0	0	0	0.0000	0	0	0	0.0000	0	0.0000	0	0.0000	NA	NA	0

